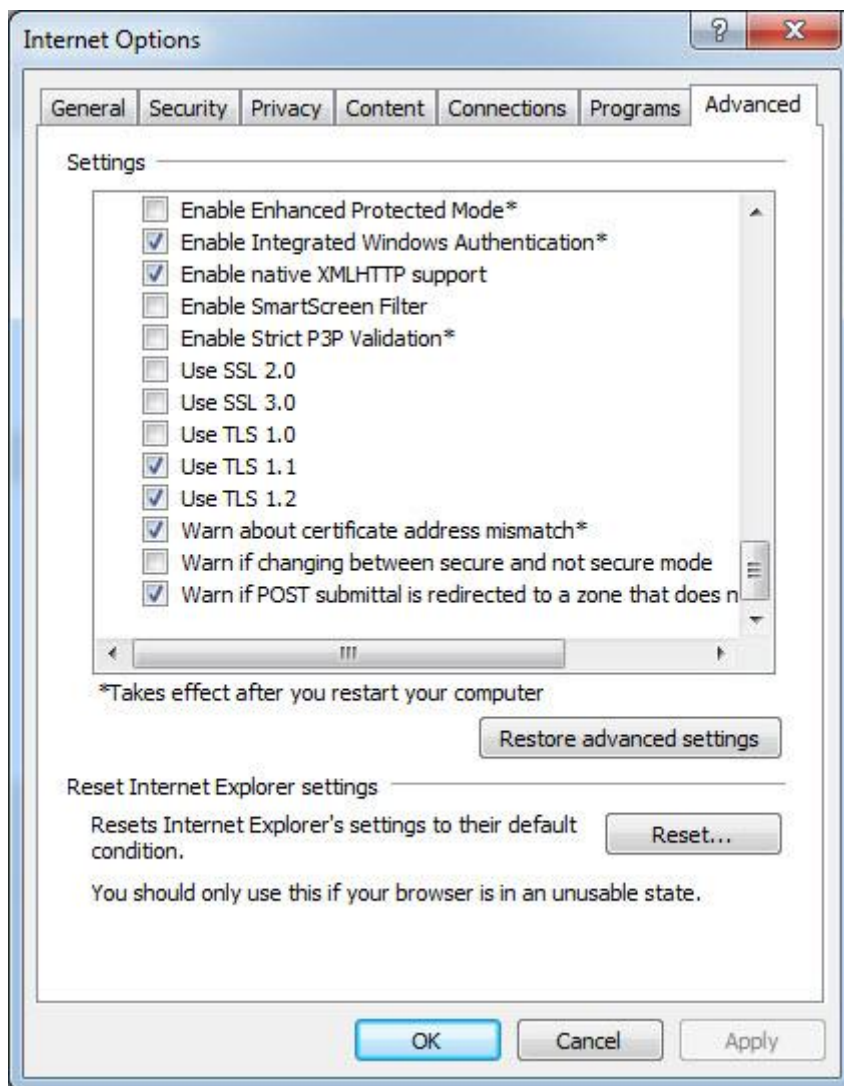


# Enabling TLS 1.1 and TLS 1.2 on web browsers

## Microsoft Internet Explorer

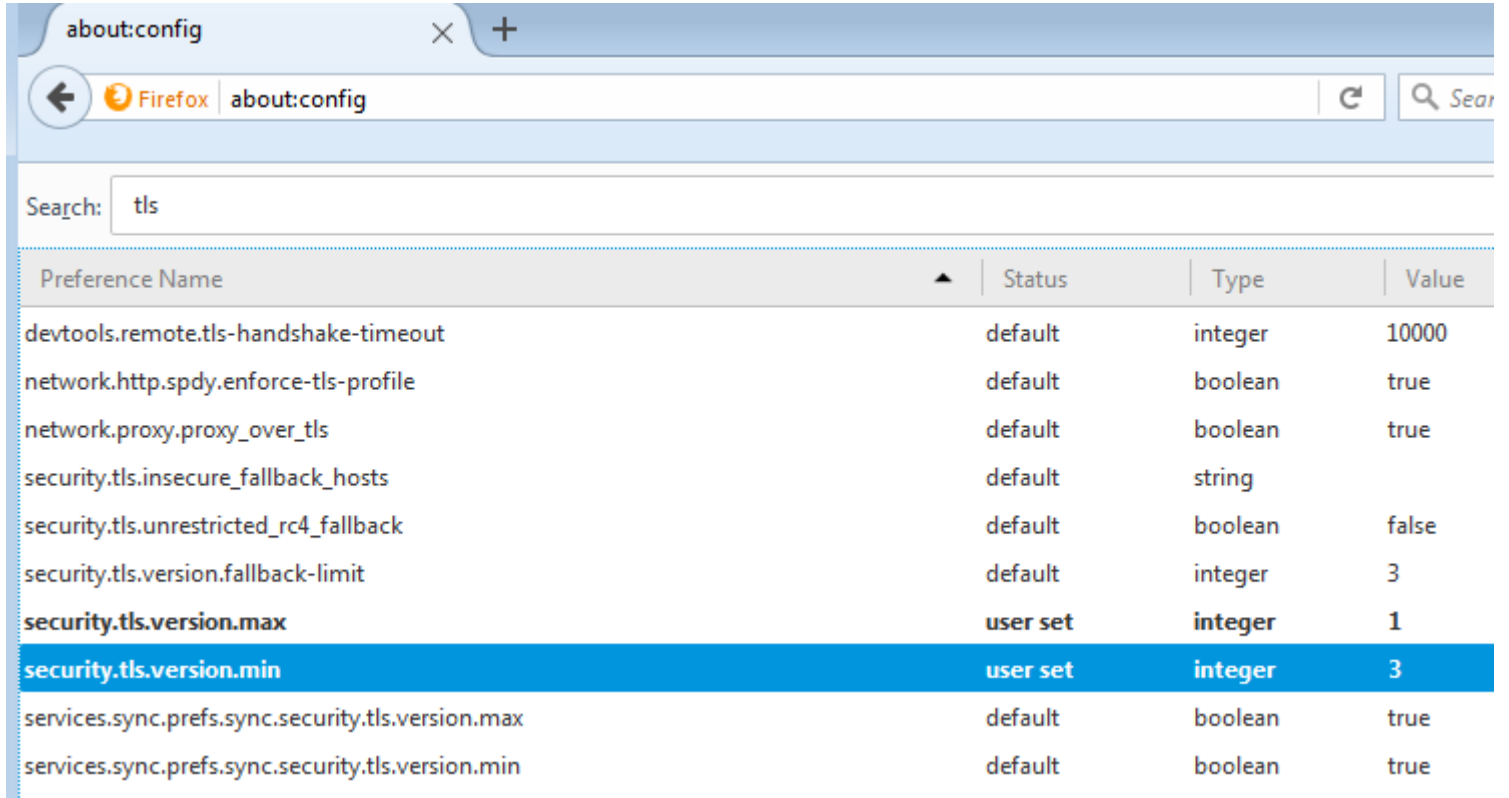
1. Open **Internet Explorer**
2. From the menu bar, click **Tools > Internet Options > Advanced** tab
3. Scroll down to **Security** category, manually check the option box for **Use TLS 1.1** and **Use TLS 1.2**



4. Click **OK**
5. Close your browser and restart Internet Explorer

## Mozilla Firefox

1. Open **Firefox**
2. In the address bar, type **about:config** and press Enter
3. In the **Search** field, enter **tls**. Find and double-click the entry for **security.tls.version.min**
4. Set the integer value to 3 to force protocol of TLS 1.3



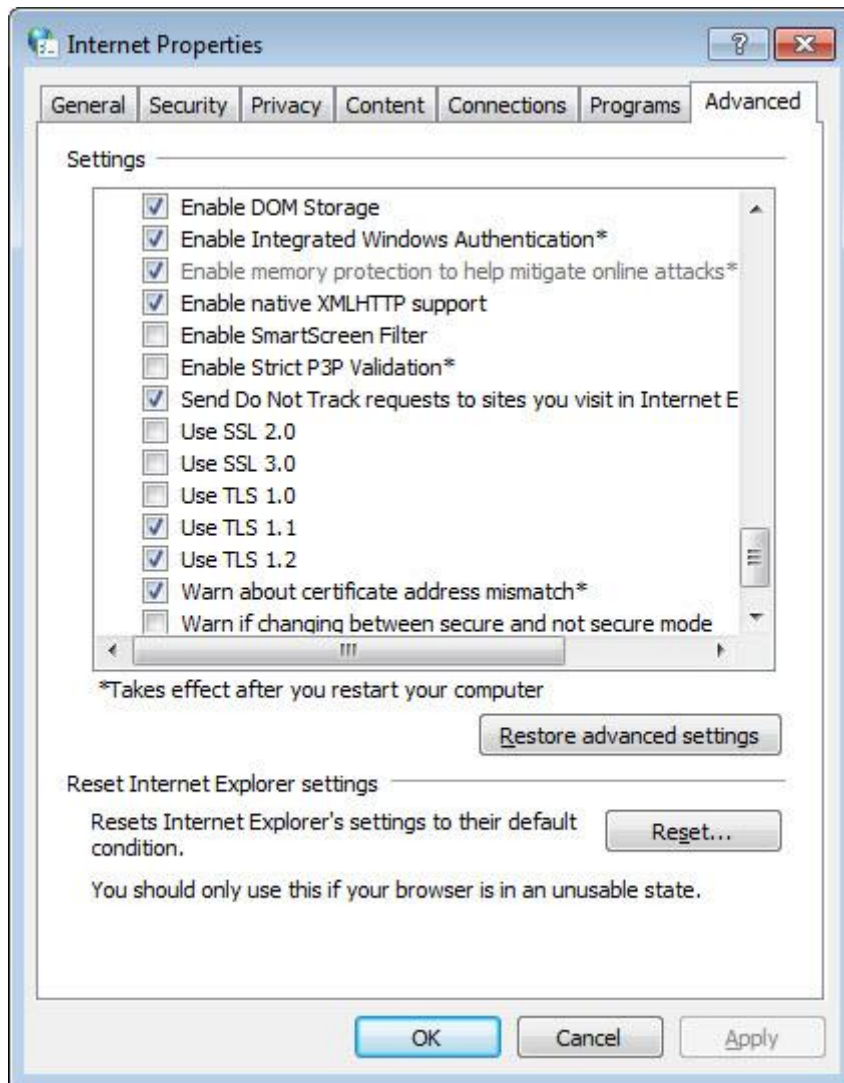
The screenshot shows the Firefox browser's about:config page. The search bar at the top contains the text 'tls'. Below the search bar, a table lists various configuration preferences. The row for 'security.tls.version.min' is highlighted in blue, indicating it is the selected entry. The table has four columns: Preference Name, Status, Type, and Value.

Preference Name	Status	Type	Value
devtools.remote.tls-handshake-timeout	default	integer	10000
network.http.spdy.enforce-tls-profile	default	boolean	true
network.proxy.proxy_over_tls	default	boolean	true
security.tls.insecure_fallback_hosts	default	string	
security.tls.unrestricted_rc4_fallback	default	boolean	false
security.tls.version.fallback-limit	default	integer	3
<b>security.tls.version.max</b>	<b>user set</b>	<b>integer</b>	<b>1</b>
<b>security.tls.version.min</b>	<b>user set</b>	<b>integer</b>	<b>3</b>
services.sync.prefs.sync.security.tls.version.max	default	boolean	true
services.sync.prefs.sync.security.tls.version.min	default	boolean	true

5. Click **OK**
6. Close your browser and restart Mozilla Firefox

## Opera

1. Open **Opera**
2. Click **Ctrl** plus **F12**
3. Scroll down to the **Network** section and click on **Change proxy settings...**
4. Select the **Advanced** tab
5. Scroll down to **Security** category, manually check the option box for **Use TLS 1.1** and **Use TLS 1.2**



6. Click **OK**
7. Close your browser and restart Opera